

# Product catalouge painted



# Electric pallet stacker

SBE/S 90 Capacity 1600kg

Walsted Truck A/S

*Flexible solutions*

- Two wheel drive
- Power steering
- With or without side guards / stand-in
- With or without stand-on platform
- Can also be supplied in stainless versions



# SBE/S 90 Specifications

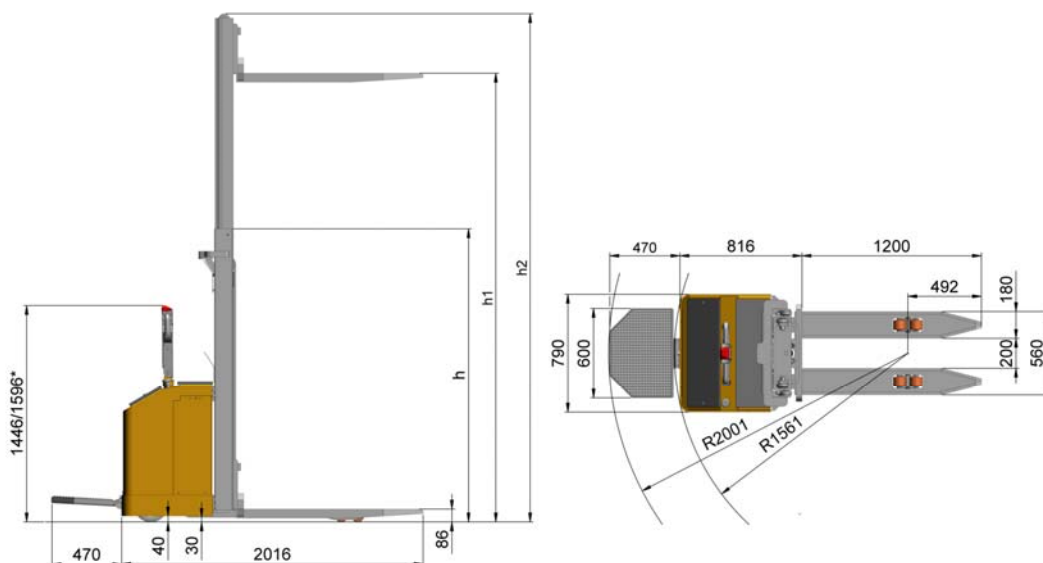
Walsted Truck A/S

Flexible solutions

Typ			SBE/S 90
Capacity	Q Load , Loadcenter 600 mm	kg	1600
Power type	Electric ( battery )		Battery
Type of steering	Electric power steering		
Forkwheels	Numbers / type V = Vulkollan		(2 or 4x) V
Drivingwheels	Numbers / type V = Vulkollan		(2x) V
Turning radius	Wa (without platform)	mm	1561
Turning radius	Wa (with platform)	mm	2001
Aisle width	AST with pallet 800 x 1200 (without platform)	mm	2253
Aisle width	AST with pallet 800 x 1200 (with platform)	mm	2693
Speed	Driving speed without/with load	km/h	6/5,4- (11,5/8,5**)
Grade ability	Without/with load	%	10/10
Weight	Without battery	kg	950
Brakes	Type		Electric
Battery	Type		Reinforced
	Capacity by 5 hours	V/Ah	24/344
	Weight approx.	kg	262
Electric motor	drivemotor power/S2 min.	KW/min.	2x1,5/60
	Pump motor power/S3	KW/%.	3/-
Speed control	Type		Stepless
Lifting / lowering control	Electric		Stepless

\*\* with side-guards

Masttype	h =Building-height, mast (mm)	h1 = lift (mm)	h2=Buildingheight by max lift (mm)	Free lift (mm)	Capacity by 600mm L/C (kg)
Simplex	2370	2000	2395	1975	1600
Duplex	2210	3500	3895	186	1000
	1960	3000	3395	186	1250
	1710	2500	2895	186	1600
	1460	2000	2395	186	1600



These specifications are subject to change without notice

\*without platform

# Electric pallet stacker

SBE/S 90 FF capacity 1600kg

Walsted Truck A/S

*Flexible solutions*

- Two wheel drive
- Power steering
- With or without side guards / stand-in
- With or without stand-on platform
- Can also be supplied in stainless versions

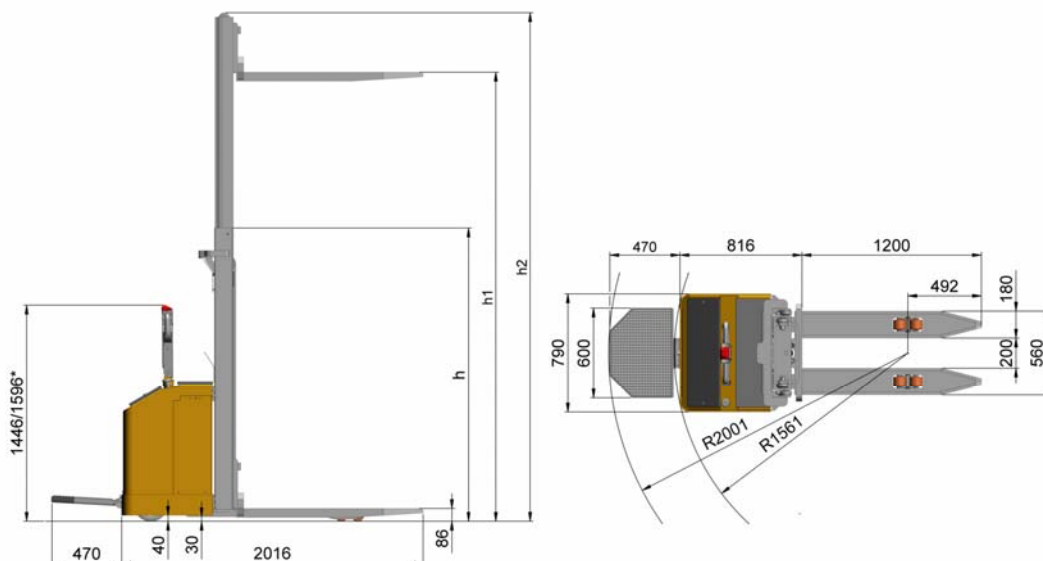


# SBE/S 90 FF Specifications

Typ			SBE/S 90 FF
Capacity	Q Load , Loadcenter 600 mm	kg	1600
Power type	Electric ( battery )		Battery
Type of steering	Electric power steering		
Forkwheels	Numbers / type V = Vulkollan		(2 or 4x) V
Drivingwheels	Numbers / type V = Vulkollan		(2x) V
Turning radius	Wa (without platform)	mm	1561
Turning radius	Wa (with platform)	mm	2001
Aisle width	AST with pallet 800 x 1200 (without platform)	mm	2253
Aisle width	AST with pallet 800 x 1200 (with platform)	mm	2693
Speed	Driving speed without/with load	km/h	6/5,4- (11,5/8,5**)
Grade ability	Without/with load	%	10/10
Weight	Without battery	kg	950
Brakes	Type		Electric
Battery	Type		Reinforced
	Capacity by 5 hours	V/Ah	24/344
	Weight approx.	kg	262
Electric motor	drivemotor power/S2 min.	KW/min.	2x1,5/60
	Pump motor power/S3	KW/%.	3/-
Speed control	Type		Stepless
Lifting / lowering control	Electric		Stepless

\*\* with side-guards

Masttype	h =Building-height, mast (mm)	h1 = lift (mm)	h2=Buildingheight by max lift (mm)	Free lift (mm)	Capacity by 600mm L/C (kg)
<b>Duplex</b>	2235	3500	3895	1840	1000
	1985	3000	3395	1590	1250
	1735	2500	2895	1340	1600
	1485	2000	2395	1090	1600



These specifications are subject to change without notice  
\*without platform

# Electric pallet stacker

SBE/S 80 Capacity 1600kg

Walsted Truck A/S

*Flexible solutions*

- Two wheel drive
- Power steering
- With or without side guards / stand-in
- With or without stand-on platform
- Can also be supplied in stainless versions

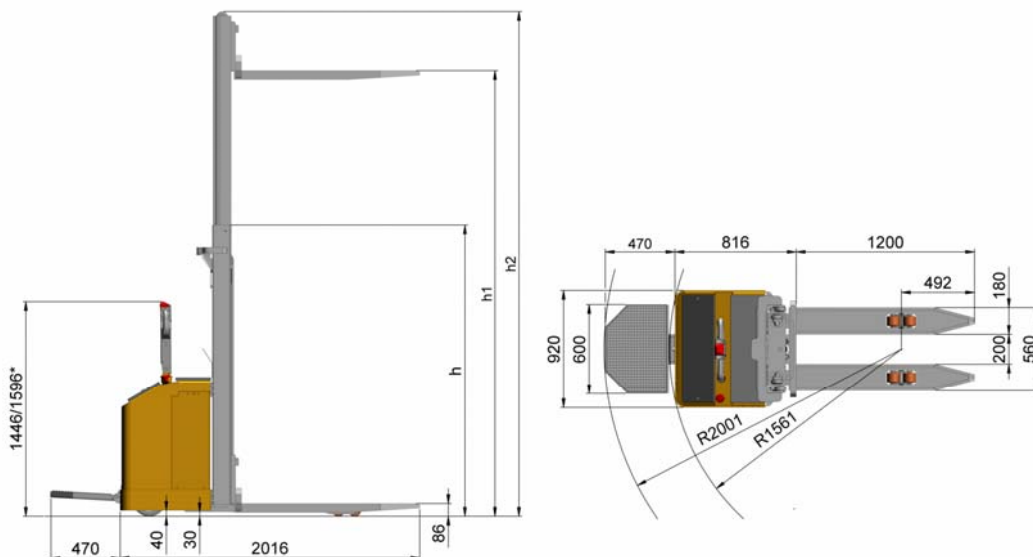


# SBE/S 80 Specifications

Typ			SBE/S 80
Capacity	Q Load , Loadcenter 600 mm	kg	1600
Power type	Electric ( battery )		Battery
Type of steering	Electric power steering		
Forkwheels	Numbers / type V = Vulkollan		(2 or 4x) V
Drivingwheels	Numbers / type V = Vulkollan		(2x) V
Turning radius	Wa (without platform)	mm	1570
Turning radius	Wa (with platform)	mm	2001
Aisle width	AST with pallet 800 x 1200 (without platform)	mm	2260
Aisle width	AST with pallet 800 x 1200 (with platform)	mm	2700
Speed	Driving speed without/with load	km/h	6/5,4-(11,5/8,5**)
Grade ability	Without/with load	%	10/10
Weight	Without battery	kg	950
Brakes	Type		Electric
Battery	Type		Reinforced
	Capacity by 5 hours	V/Ah	24/344
	Weight approx.	kg	262
Electric motor	drivemotor power/S2 min.	KW/min.	2x1,5/60
	Pump motor power/S3	KW/%.	3/-
Speed control	Type		Stepless
Lifting / lowering control	Electric		Stepless

\*\* with side-guards

Masttype	h =Building-height, mast (mm)	h1 = lift (mm)	h2=Buildingheight by max lift (mm)	Free lift (mm)	Capacity by 600mm L/C (kg)
<b>Simplex</b>	2370	2000	2395	1975	1600
<b>Duplex</b>	2460	4000	4395	186	800
	2210	3500	3895	186	1000
	1960	3000	3395	186	1250
	1710	2500	2895	186	1600
	1460	2000	2395	186	1600



These specifications are subject to change without notice

\*without platform

# Electric pallet stacker

SBE/SI 92 Capacity 1600kg

Walsted Truck A/S

*Flexible solutions*

- Two wheel drive
- Power steering
- With or without side guards / stand-in
- With or without stand-on platform
- Can also be supplied in stainless versions



# SBE/SI 92 Specifications

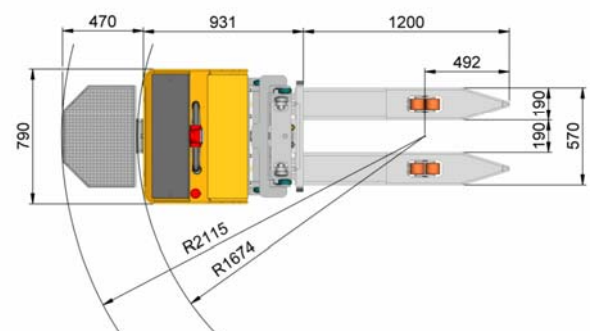
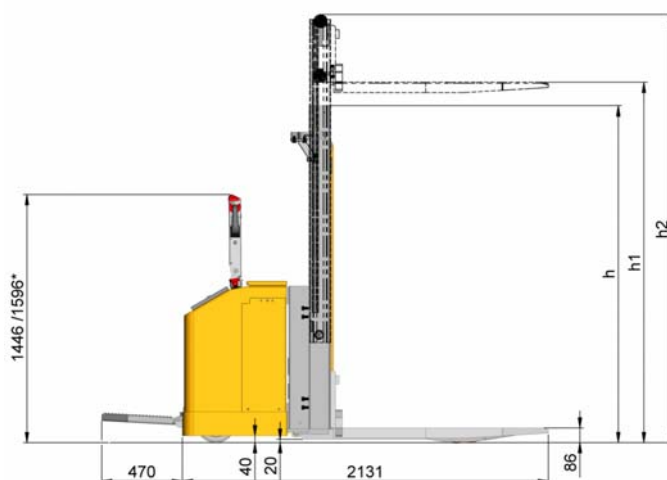
Walsted Truck A/S

Flexible solutions

Type			SBE/SI 92
Max lifting load	Total load on forks + Basislift	kg	2000
Capacity, forks	Q load by 600mm loadcenter	kg	1600
Capacity, basislift		kg	2000
Liftingheight, basislift	Up to 2500mm lift	mm	200
Power type	Electric (battery)		Battery
Type of steering	Electric power steering		
Forkwheels	Numbers / type V = Vulkollan		(4x) / V
Drivingwheels	Numbers / type V = Vulkollan		(2x) / V
Turning radius	Wa (without platform)	mm	1674
Turning radius	Wa (with platform)	mm	2115
Aisle width	AST with pallet 800 x 1200 (without platform)	mm	2366
Aisle width	AST with pallet 800 x 1200 (with platform)	mm	2807
Speed	Driving speed without/with load	km/h	6/5,4-(11,5/8,5**)
Grade ability	Without/with load	%	10/10
Weight	Without battery	kg	1150
Brakes	Type		Electric
Battery	Type		Reinforced
	Capacity by 5 hours	V/Ah	24/344
	Weight approx.	kg	262
Electric motors	Drivemotor power/S2 min.	KW/min.	2x1,5/60
	Pump motor power/S3	KW/%.	3/-
Speed control			Stepless
Lifting / lowering control	Electric		Stepless

\*\* With side-guards

Masttype	h =Building-height (mm)	h1 = lift (mm)	h2=Buildingheight by max lift (mm)	Freelift (mm)	Capacity by 600mm L/C(kg)
Simplex	2370	2000	2395	1975	1600
Duplex	2210	3500	3895	186	1000
	1960	3000	3395	186	1250
	1710	2500	2895	186	1600
	1460	2000	2395	186	1600



\*Without platform

These specifications are subject to change without notice

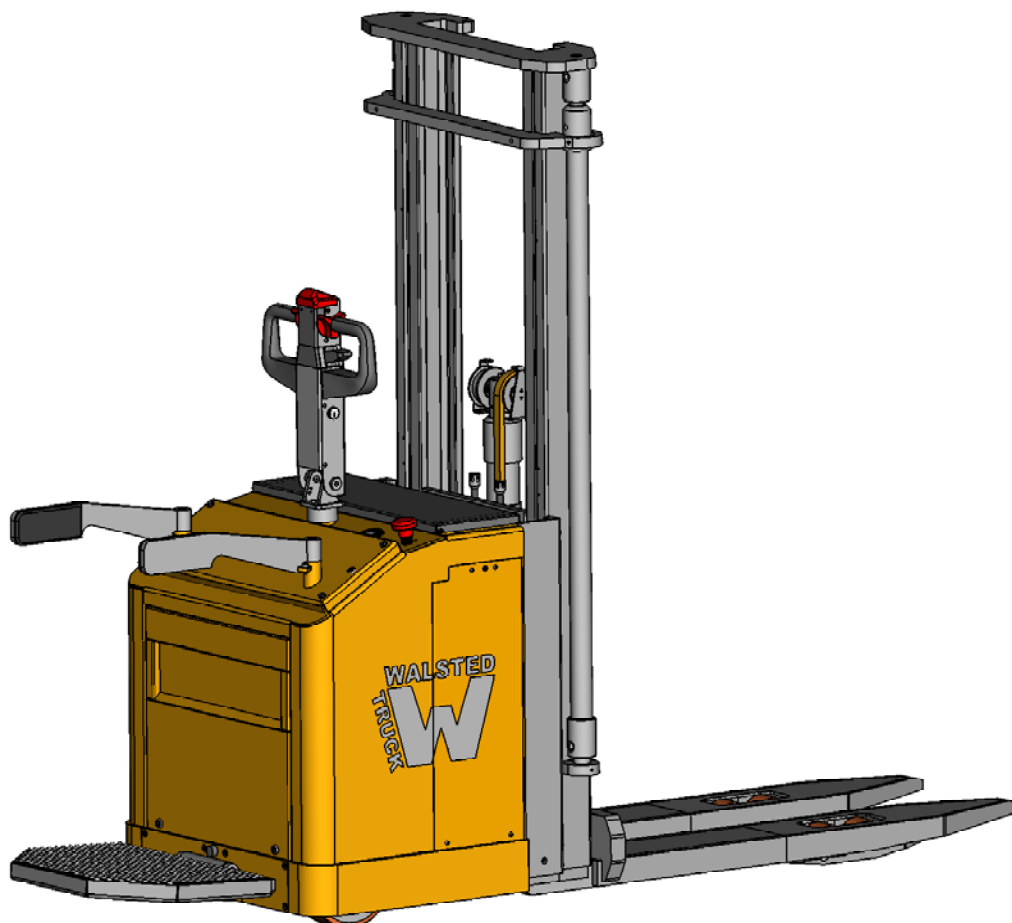
# Electric pallet stacker

SBE/SI 92 FF Capacity 1600kg  
With side guards

Walsted Truck A/S

*Flexible solutions*

- Two wheel drive
- Power steering
- With or without side guards / stand-in
- With or without stand-on platform
- Can also be supplied in stainless versions



# SBE/SI 92 FF Specifications

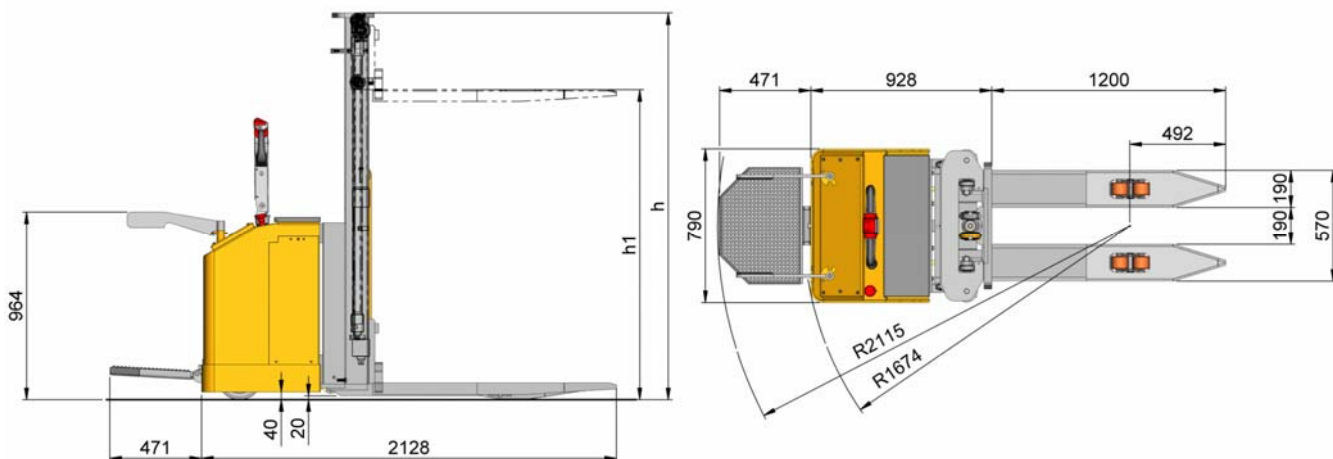
Walsted Truck A/S

Flexible solutions

Type			SBE/SI 92 FF
Max lifting load	Total load on forks + Basislift	kg	2000
Capacity, forks	Q load by 600mm loadcenter	kg	1600
Capacity, basislift		kg	2000
Liftingheight, basislift	Up to 2500mm lift	mm	200
Power type	Electric (battery)		Battery
Type of steering	Electric power steering		
Forkwheels	Numbers / type V = Vulkollan		(4x) / V
Drivingwheels	Numbers / type V = Vulkollan		(2x) / V
Turning radius	Wa (without platform)	mm	1674
Turning radius	Wa (with platform)	mm	2115
Aisle width	AST with pallet 800 x 1200 (without platform)	mm	2366
Aisle width	AST with pallet 800 x 1200 (with platform)	mm	2807
Speed	Driving speed without/with load	km/h	6/5,4-(11,5/8,5**)
Grade ability	Without/with load	%	10/10
Weight	Without battery	kg	1150
Brakes	Type		Electric
Battery	Type		Reinforced
	Capacity by 5 hours	V/Ah	24/344
	Weight approx.	kg	262
Electric motors	Drivemotor power/S2 min.	KW/min.	2x1,5/60
	Pump motor power/S3	KW/%.	3/-
Speed control			Stepless
Lifting / lowering control	Electric		Stepless

\*\* With side-guards

Masttype	h =Building-height (mm)	h1 = lift (mm)	h2=Buildingheight by max lift (mm)	Freelift (mm)	Capacity by 600mm L/C(kg)
Duplex	2235	3500	3895	1840	1000
	1985	3000	3395	1590	1250
	1735	2500	2895	1340	1600
	1485	2000	2395	1090	1600



\*Without platform

These specifications are subject to change without notice

# Electric pallet truck

EHL 95 Capacity 2500kg

Walsted Truck A/S

*Flexible solutions*

- Two wheel drive
- Power steering
- With or without side guards / stand-in
- With or without stand-on platform
- Can also be supplied in stainless versions



# EHL 95 Specifications.

**Walsted Truck A/S**

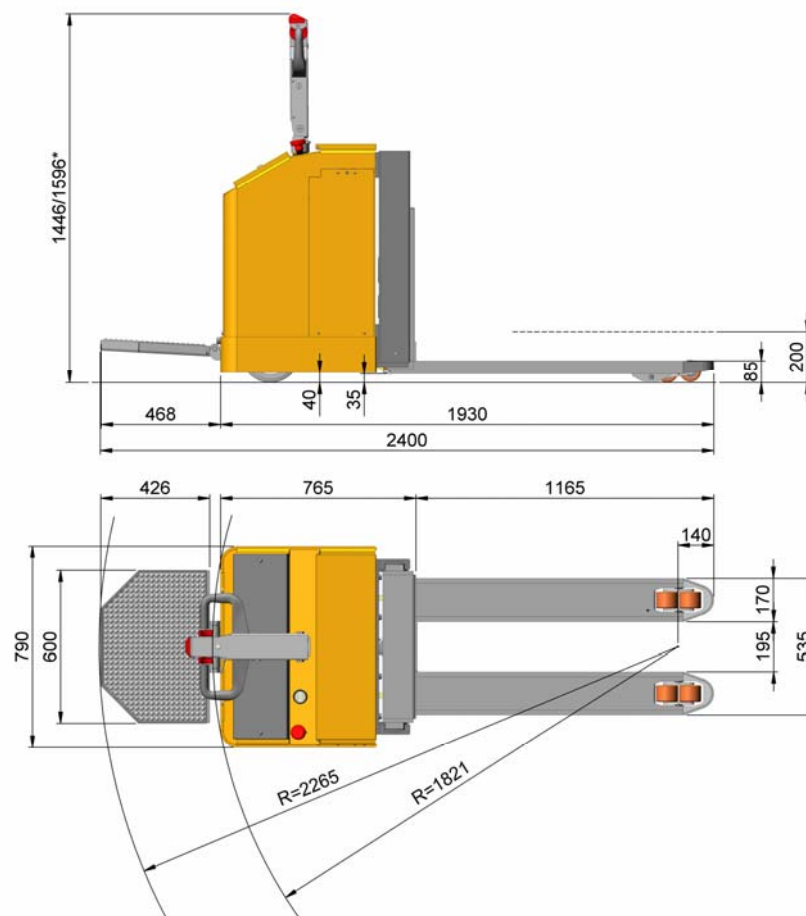
*Flexible solutions*

Type			EHL 95
Capacity	Q Load	kg	2500
Powertype	Electric (battery)		Battery
Controltype	Electric powersteering		Walking/standing
Tyre equipment	Number / V =Solid tyre		(2 or 4x) / V
Wheels	Number / type V=Solid tyre		(2x) / V
Turning radius	Wa (- platform)	mm	1821
Turning radius	Wa (+ platform)	mm	2265
Aisle width	AST For pallet 800 x 1200 (- platform) mm		2198
Aisle width	AST For pallet 800 x 1200 (+ platform) mm		2640
Speeds	Driving speed without/with load		km/h 6/5,4-(11,5/8,5**)
Gardability	Without/with load		% 10/10
Weight	Excl. battery		kg 600
Brakes	Type		Electric
Parkingbrake	Type		Electric
Battery	Type		Reinforced
		V/Ah	24/344
	Approx. weight		kg 262
Drive motor	Drive motor power /S2 min.	KW/min.	2x1,5/60
	Pump motor power/S3	KW/%.	2,2/-
Speed control			Variable

This specifications are subject to change without notice.

\*\* With side guards

\*Without platform.



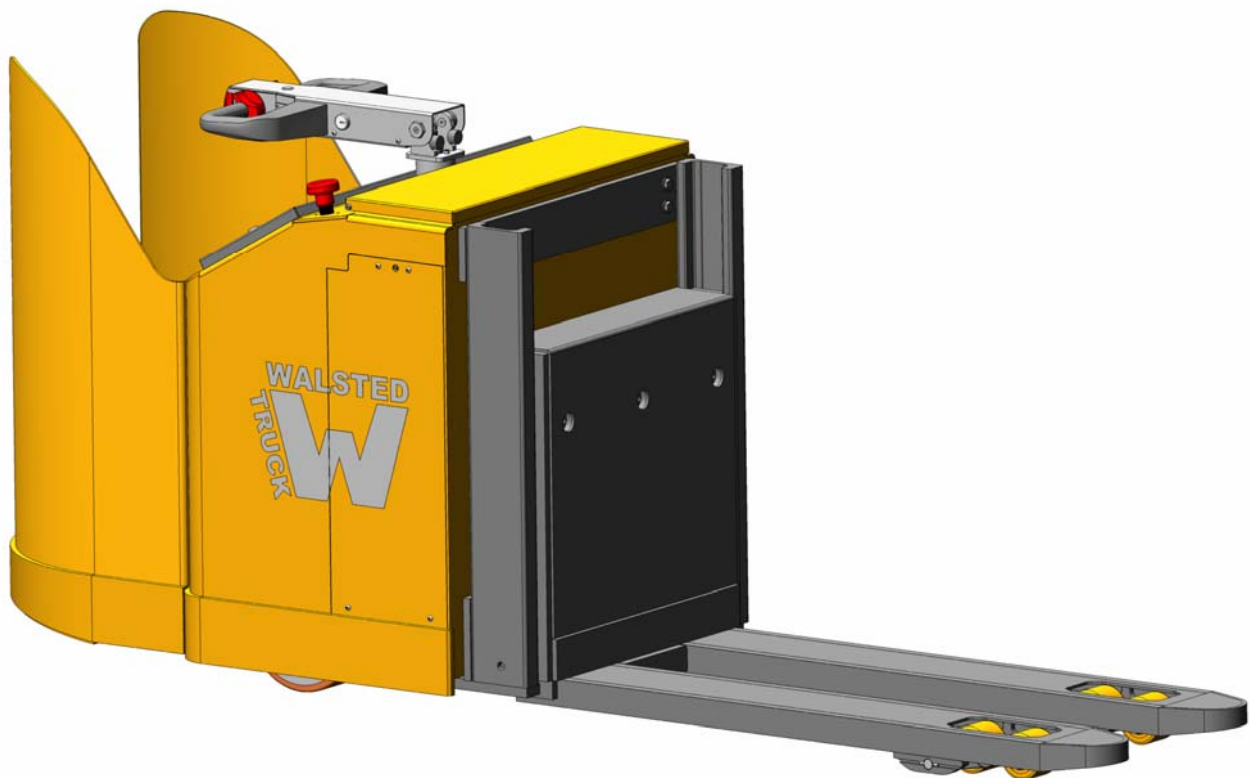
# Electric pallet truck

EHL 95 S Capacity 2500kg  
Stand in

Walsted Truck A/S

*Flexible solutions*

- Two wheel drive
- Power steering
- Can also be supplied in stainless versions



# EHL 95 Specifications.

Stand in

**Walsted Truck A/S**

*Flexible solutions*

Type			EHL 95
Capacity	Q Load	kg	2500
Powertype	Electric (battery)		Battery
Controltype	Electric powersteering		Walking/standing
Tyre equipment	Number / V =Solid tyre		(2 or 4x) / V
Wheels	Number / type V=Solid tyre		(2x) / V
Turning radius	Wa (- platform)	mm	2225
Aisle width	AST For pallet 800 x 1200		mm
Speeds	Driving speed without/with load		km/h
Gardability	Without/with load		%
Weight	Excl. battery		kg
Brakes	Type		Electric
Parkingbrake	Type		Electric
Battery	Type		Reinforced
		V/Ah	24/344
	Approx. weight		kg
Drive motor	Drive motor power /S2 min.		KW/min.
	Pump motor power/S3		KW/%.
Speed control			Variable

This specifications are subject to change without notice.

